

The radical cleansing

Svet Kant
Loneliness

Words & Music by Kodela

Santiago gt.1

Tune down 1 step

①=D ④=C
②=A ⑤=G
③=F ⑥=D

Liam gt.2

Tune down 1 step

①=D ④=C
②=A ⑤=G
③=F ⑥=D

Lead Vocals

Tune down 1 step

①=D ④=C
②=A ⑤=G
③=F ⑥=D

Backing vocals

Tune down 1 step

①=D ④=C
②=A ⑤=G
③=F ⑥=D

Bass

Tune down 1 step

①=F ③=G
②=C ④=D

Moderate ♩ = 110

Distortion

Santiago

Liam

Paul

Santiago

Liam

Paul

Santiago

Liam

Paul

Santiago

Liam

Paul

8

3 2 1 0 | 7 6 5 4 3 | 6 5 4 3 | 5 4 3 2

3 2 1 0 | 7 6 5 4 3 | 6 5 4 3 | 5 4 3 2

0 | 4 | 3 | 2

Santiago

Liam

Paul

10

4 3 2 1 | <12> <12> | 4 3 2 1

4 3 2 1 | <12> <12> | 4 3 2 1

1 0 | (0) | 12 | 1

Santiago

12

Liam

Paul

TAB: 3 2 1 0 | 7 6 5 4 | 6 5 4 3 | 5 4 3 2

TAB: 0 | 4 | 3 | 2

14

TAB: 4 3 | (3) | 4

TAB: 3 2 | (2) | 3

TAB: 2 1 | (1) | 2

TAB: 1 0 | (0) | 1

TAB: 4 3 | <12> | 4

TAB: 3 2 | <12> | 3

TAB: 2 1 | | 2

TAB: 1 0 | | 1

TAB: 1-0 | (0) | 12 | 1

Santiago

16

Liam

Paul

TAB: 3 2 1 0 | 7 6 5 4 | 6 5 4 3

TAB: 0 | 4 | 3

J = 90

18

P.M. ----- | P.M. ----- |

TAB: 4 3 2 1 | 0 0 | 0 0 | 4 3 2 1 | 0 0 | 0 0

TAB: 4 3 2 1 | 0 0 | 0 0 | 4 3 2 1 | 0 0 | 0 0

TAB: 1 | 0 0 | 0 0 | 1 | 0 0 | 0 0

Santiago

19

P.M. -----|

TAB

4				7	6
3				6	5
2				5	4
1	0	0	0	4	3

Liam

TAB

4				7	6
3				6	5
2				5	4
1	0	0	0	4	3

Paul

TAB

1	0	0	0	0	4	3
---	---	---	---	---	---	---

20

P.M. -----|

P.M. -----|

TAB

4				4			
3				3			
2				2			
1	0	0	0	1	0	0	0

TAB

4				4			
3				3			
2				2			
1	0	0	0	1	0	0	0

TAB

1	0	0	0	0	0	1	0	0	0	0
---	---	---	---	---	---	---	---	---	---	---

21

Santiago

P.M.-----|

TAB

4				7	6
3				6	5
2				5	4
1	0	0	0	4	3

Liam

TAB

4				7	6
3				6	5
2				5	4
1	0	0	0	4	3

Paul

TAB

1	0	0	0	0	4	3	6
---	---	---	---	---	---	---	---

22

TAB

0	4	4	4	4	0	4	4	4	4
0	3	3	3	3	3	3	3	3	3
0	2	2	2	2	0	2	2	2	2
0	1	1	1	1	1	1	1	1	1

TAB

0	4	4	4	4	0	4	4	4	4
0	3	3	3	3	3	3	3	3	3
0	2	2	2	2	0	2	2	2	2
0	1	1	1	1	1	1	1	1	1

TAB

0	1	1	1	1	0	1	1	1	1
---	---	---	---	---	---	---	---	---	---

23

Santiago

TAB

0	4	4	4	4	7	6
0	3	3	3	3	6	5
0	2	2	2	2	5	4
0	1	1	1	1	4	3

Liam

TAB

0	4	4	4	4	7	6
0	3	3	3	3	6	5
0	2	2	2	2	5	4
0	1	1	1	1	4	3

Paul

TAB

0	1	1	1	1	4	3	7
---	---	---	---	---	---	---	---

24

Santiago

P.M.-----| P.M.-----| P.M.-----|

TAB

4 4 4 7 6 9
3 3 3 6 5 8
2 2 2 5 4 7
1 0 0 0 0 0 0 4 3 6

Liam

TAB

4 4 4 7 6 9
3 3 3 6 5 8
2 2 2 5 4 7
1 0 0 0 0 0 0 4 3 6

Paul

TAB

1 0 0 0 0 1 0 0 0 0 1 0 0 0 0 4 3 6

♩ = 140

Santiago

Liam

Paul

Measures 26-31. Key signature: one sharp (F#). Time signature: 2/4. Tempo: ♩ = 140. Measure 26 starts with a 2/4 time signature and a key signature of one sharp. Measure 27 changes to 4/4. The guitar parts for Santiago and Liam feature a complex rhythmic pattern of eighth notes and chords, with many notes marked with 'X' to indicate muted notes. The bass part for Paul features a simple eighth-note bass line.

Measures 28-31. Key signature: one sharp (F#). Time signature: 2/4. Tempo: ♩ = 140. Measure 28 starts with a 2/4 time signature and a key signature of one sharp. Measure 29 changes to 4/4. The guitar parts for Santiago and Liam feature a complex rhythmic pattern of eighth notes and chords, with many notes marked with 'X' to indicate muted notes. The bass part for Paul features a simple eighth-note bass line.

Santiago

29

TAB

4	4	X	X	X	X	4	4	X	X	X	X	4	4	X	X
3	3	X	X	X	X	3	3	X	X	X	X	3	3	X	X
2	2	X	X	X	X	2	2	X	X	X	X	2	2	X	X
1	1	X	X	X	X	1	1	X	X	X	X	1	1	X	X

Liam

TAB

4	4	X	X	X	X	4	4	X	X	X	X	4	4	X	X
3	3	X	X	X	X	3	3	X	X	X	X	3	3	X	X
2	2	X	X	X	X	2	2	X	X	X	X	2	2	X	X
1	1	X	X	X	X	1	1	X	X	X	X	1	1	X	X

Paul

TAB

1	1	X	X	X	X	1	1	X	X	X	X	4	4	X	X
---	---	---	---	---	---	---	---	---	---	---	---	---	---	---	---

30

TAB

4	4	X	X	4	4	X	X	4	4	X	X	4	4	X	X
3	3	X	X	3	3	X	X	3	3	X	X	3	3	X	X
2	2	X	X	2	2	X	X	2	2	X	X	2	2	X	X
1	1	X	X	1	1	X	X	1	1	X	X	1	1	X	X

TAB

4	4	X	X	4	4	X	X	4	4	X	X	4	4	X	X
3	3	X	X	3	3	X	X	3	3	X	X	3	3	X	X
2	2	X	X	2	2	X	X	2	2	X	X	2	2	X	X
1	1	X	X	1	1	X	X	1	1	X	X	1	1	X	X

TAB

7	7	X	X	7	7	X	X	11	11	X	X	11	11	X	X
---	---	---	---	---	---	---	---	----	----	---	---	----	----	---	---

Santiago

31

TAB

4	4	X	X	X	X	4	4	X	X	X	X	X	X	X	X
3	3	X	X	X	X	3	3	X	X	X	X	X	X	X	X
2	2	X	X	X	X	2	2	X	X	X	X	X	X	X	X
1	1	X	X	X	X	1	1	X	X	X	X	X	X	X	X

Liam

TAB

4	4	X	X	X	X	4	4	X	X	X	X	X	X	X	X
3	3	X	X	X	X	3	3	X	X	X	X	X	X	X	X
2	2	X	X	X	X	2	2	X	X	X	X	X	X	X	X
1	1	X	X	X	X	1	1	X	X	X	X	X	X	X	X

Paul

TAB

1	1	X	X	X	X	1	1	X	X	X	X	4	7	4	3
---	---	---	---	---	---	---	---	---	---	---	---	---	---	---	---

32

TAB

4	4	X	X	X	X	4	4	7	6
3	3	X	X	X	X	3	3	6	5
2	2	X	X	X	X	2	2	5	4
1	1	X	X	X	X	1	1	4	3

TAB

4	4	X	X	X	X	4	4	7	6
3	3	X	X	X	X	3	3	6	5
2	2	X	X	X	X	2	2	5	4
1	1	X	X	X	X	1	1	4	3

TAB

1	1	X	X	X	X	1	1	4	3
---	---	---	---	---	---	---	---	---	---

Santiago

33

TAB

4	4	X	X	X	X	4	4	X	X	X	X	4	4	X	X
3	3	X	X	X	X	3	3	X	X	X	X	3	3	X	X
2	2	X	X	X	X	2	2	X	X	X	X	2	2	X	X
1	1	X	X	X	X	1	1	X	X	X	X	1	1	X	X

Liam

TAB

4	4	X	X	X	X	4	4	X	X	X	X	4	4	X	X
3	3	X	X	X	X	3	3	X	X	X	X	3	3	X	X
2	2	X	X	X	X	2	2	X	X	X	X	2	2	X	X
1	1	X	X	X	X	1	1	X	X	X	X	1	1	X	X

Paul

TAB

1	1	X	X	X	X	1	1	X	X	X	X	4	4	X	X
---	---	---	---	---	---	---	---	---	---	---	---	---	---	---	---

34

TAB

4	4	X	X	4	4	X	X	4	4	X	X	4	4	X	X
3	3	X	X	3	3	X	X	3	3	X	X	3	3	X	X
2	2	X	X	2	2	X	X	2	2	X	X	2	2	X	X
1	1	X	X	1	1	X	X	1	1	X	X	1	1	X	X

TAB

4	4	X	X	4	4	X	X	4	4	X	X	4	4	X	X
3	3	X	X	3	3	X	X	3	3	X	X	3	3	X	X
2	2	X	X	2	2	X	X	2	2	X	X	2	2	X	X
1	1	X	X	1	1	X	X	1	1	X	X	1	1	X	X

TAB

7	7	X	X	7	7	X	X	11	11	X	X	11	11	X	X
---	---	---	---	---	---	---	---	----	----	---	---	----	----	---	---

Santiago

35

TAB

4	4	X	X	X	X	4	4	X	X	X	X	X	X	X	X
3	3	X	X	X	X	3	3	X	X	X	X	X	X	X	X
2	2	X	X	X	X	2	2	X	X	X	X	X	X	X	X
1	1	X	X	X	X	1	1	X	X	X	X	X	X	X	X

Liam

TAB

4	4	X	X	X	X	4	4	X	X	X	X	X	X	X	X
3	3	X	X	X	X	3	3	X	X	X	X	X	X	X	X
2	2	X	X	X	X	2	2	X	X	X	X	X	X	X	X
1	1	X	X	X	X	1	1	X	X	X	X	X	X	X	X

Paul

TAB

1	1	X	X	X	X	1	1	X	X	X	X	4	7	4	3
---	---	---	---	---	---	---	---	---	---	---	---	---	---	---	---

36

TAB

4	4	X	X	X	X	4	4	7	6
3	3	X	X	X	X	3	3	6	5
2	2	X	X	X	X	2	2	5	4
1	1	X	X	X	X	1	1	4	3

TAB

4	4	X	X	X	X	4	4	7	6
3	3	X	X	X	X	3	3	6	5
2	2	X	X	X	X	2	2	5	4
1	1	X	X	X	X	1	1	4	3

TAB

1	1	X	X	X	X	1	1	4	15
---	---	---	---	---	---	---	---	---	----

Santiago

37

TAB

4	4	X	X	X	X	4	4	X	X	X	X	4	4	X	X
3	3	X	X	X	X	3	3	X	X	X	X	3	3	X	X
2	2	X	X	X	X	2	2	X	X	X	X	2	2	X	X
1	1	X	X	X	X	1	1	X	X	X	X	1	1	X	X

Liam

TAB

4	4	X	X	X	X	4	4	X	X	X	X	4	4	X	X
3	3	X	X	X	X	3	3	X	X	X	X	3	3	X	X
2	2	X	X	X	X	2	2	X	X	X	X	2	2	X	X
1	1	X	X	X	X	1	1	X	X	X	X	1	1	X	X

Paul

TAB

1	1	X	X	X	X	1	1	X	X	X	X	4	4	X	X
---	---	---	---	---	---	---	---	---	---	---	---	---	---	---	---

38

TAB

4	4	X	X	4	4	X	X	4	4	X	X	4	4	X	X
3	3	X	X	3	3	X	X	3	3	X	X	3	3	X	X
2	2	X	X	2	2	X	X	2	2	X	X	2	2	X	X
1	1	X	X	1	1	X	X	1	1	X	X	1	1	X	X

TAB

4	4	X	X	4	4	X	X	4	4	X	X	4	4	X	X
3	3	X	X	3	3	X	X	3	3	X	X	3	3	X	X
2	2	X	X	2	2	X	X	2	2	X	X	2	2	X	X
1	1	X	X	1	1	X	X	1	1	X	X	1	1	X	X

TAB

7	7	X	X	7	7	X	X	11	11	X	X	11	11	X	X
---	---	---	---	---	---	---	---	----	----	---	---	----	----	---	---

Santiago

39

TAB

4	4	X	X	X	X	4	4	X	X	X	X	X	X	X	X
3	3	X	X	X	X	3	3	X	X	X	X	X	X	X	X
2	2	X	X	X	X	2	2	X	X	X	X	X	X	X	X
1	1	X	X	X	X	1	1	X	X	X	X	X	X	X	X

Liam

TAB

4	4	X	X	X	X	4	4	X	X	X	X	X	X	X	X
3	3	X	X	X	X	3	3	X	X	X	X	X	X	X	X
2	2	X	X	X	X	2	2	X	X	X	X	X	X	X	X
1	1	X	X	X	X	1	1	X	X	X	X	X	X	X	X

Paul

TAB

1	1	X	X	X	X	1	1	X	X	X	X	4	7	4	3
---	---	---	---	---	---	---	---	---	---	---	---	---	---	---	---

40

TAB

4	4	X	X	X	X	4	4	7	6
3	3	X	X	X	X	3	3	6	5
2	2	X	X	X	X	2	2	5	4
1	1	X	X	X	X	1	1	4	3

TAB

1	1	X	X	X	X	1	1	4	15
---	---	---	---	---	---	---	---	---	----

Santiago

41

TAB

4	4	X	X	X	X	4	4	X	X	X	X	4	4	X	X
3	3	X	X	X	X	3	3	X	X	X	X	3	3	X	X
2	2	X	X	X	X	2	2	X	X	X	X	2	2	X	X
1	1	X	X	X	X	1	1	X	X	X	X	1	1	X	X

Liam

41

TAB

4	4	X	X	X	X	4	4	X	X	X	X	4	4	X	X
3	3	X	X	X	X	3	3	X	X	X	X	3	3	X	X
2	2	X	X	X	X	2	2	X	X	X	X	2	2	X	X
1	1	X	X	X	X	1	1	X	X	X	X	1	1	X	X

Paul

41

TAB

1	1	X	X	X	X	1	1	X	X	X	X	4	4	X	X
---	---	---	---	---	---	---	---	---	---	---	---	---	---	---	---

42

TAB

4	4	X	X	4	4	X	X	4	4	X	X	4	4	X	X	7	6	9
3	3	X	X	3	3	X	X	3	3	X	X	3	3	X	X	6	5	8
2	2	X	X	2	2	X	X	2	2	X	X	2	2	X	X	5	4	7
1	1	X	X	1	1	X	X	1	1	X	X	1	1	X	X	4	3	6

TAB

4	4	X	X	4	4	X	X	4	4	X	X	4	4	X	X	7	6	8
3	3	X	X	3	3	X	X	3	3	X	X	3	3	X	X	6	5	7
2	2	X	X	2	2	X	X	2	2	X	X	2	2	X	X	5	4	6
1	1	X	X	1	1	X	X	1	1	X	X	1	1	X	X	4	3	5

TAB

7	7	X	X	7	7	X	X	11	11	X	X	11	11	X	X	4	3	6	9
---	---	---	---	---	---	---	---	----	----	---	---	----	----	---	---	---	---	---	---

Santiago

44

TAB: 3 4 6-3 6-3 3 4 6-3 6-3 3 4 6-3 6-3 3-2 2-1 3-2 2-1

Liam

TAB: 11 10 9 8

Paul

TAB: 3

45

TAB: 3 4 6-3 6-3 3 4 6-3 6-3 3 4 6-3 6-3 3-2 2-1 3-2 2-1

Liam

TAB: 11 10 9 8 14 13 12 11

Paul

TAB: 3 4

Santiago

46

TAB
3 4 6 3 6 3 3 4 6 3 6 3 3 4 6 3 6 3 3 2 2 1 3 2 2 1

Liam

TAB
3 4 6 3 6 3 3 4 6 3 6 3 3 4 6 3 6 3 3 2 2 1 3 2 2 1

Paul

TAB
3

47

TAB
3 4 6 3 6 3 3 4 6 3 6 3 3 4 6 3 6 3 3 2 2 1 3 2 2 1

TAB
3 4 6 3 6 3 3 4 6 3 6 3 3 4 6 3 6 3 3 2 2 1 3 2 2 1

TAB
3 10

Santiago

48

TAB
3 4 6 3 6 3 3 4 6 3 6 3 3 4 6 3 6 3 3 2 0 2 1 0 3 2 0 2 1 0

Liam

TAB
6 7 9 6 9 6 9 10 12 9 12 9 12 13 15 12 15 12 6 5 0 5 4 0 6 5 0 5 4 0

Paul

TAB
3 6 9 3

49

TAB
3 4 6 3 6 3 3 4 6 3 6 3 3 4 6 3 6 3 3 2 0 2 1 0 3 2 0 2 1 0

Liam

TAB
12 13 15 12 15 12 9 10 12 9 12 9 6 7 9 6 9 6 6 5 0 5 4 0 6 5 0 5 4 0

Paul

TAB
3 9 6 3

♩ = 115

Santiago

50

TAB

3 3 3 3 3 5 6 5 3 5 6 5 3 6 3 4 6 4 3 6 4 3 4

Liam

TAB

3 3 3 3 3 5 6 5 3 5 6 5 3 6 3 4 6 4 3 6 4 3 4

Paul

TAB

8 8 8 10 8 8 8 11 (11)

Santiago

51

TAB

3 3 3 5 6 5 3 5 6 5 3 6 3 4 6 4 3 6 4 3 4

Liam

TAB

3 3 3 5 6 5 3 5 6 5 3 6 3 4 6 4 3 6 4 3 4

Paul

TAB

8 8 8 10 8 8 8 10 14 (14)

Santiago

52

TAB

3 3 3 5 6 5 3 5 6 5 3 6 3 4 6 4 3 6 4 3 4

Liam

TAB

6 6 6 8 9 8 6 8 9 8 6 10 6 7 10 7 6 10 7 6 7

Paul

TAB

8 8 8 10 8 8 8 11 6 (6)

Santiago

53

T
A
B

3 3 3 5 6 5 3 5 6 5 3 6 3 4 6 4 3 6 4 3 4

Liam

T
A
B

6 6 6 8 9 8 6 8 9 8 6 10 6 7 10 7 6 10 7 6 7

Paul

T
A
B

8 8 8 10 10 14 8

Santiago

54

TAB
4 4 4 6 7 6 5 6 7 6 5

Liam

TAB
4 4 4 6 7 6 5 6 7 6 5

Paul

TAB
4 4 4 4 4 7 4 4 4 6 4 4 4 7 6 5

55

TAB
4 4 4 6 7 6 5 6 7 6 5

Liam

TAB
4 4 4 6 7 6 5 6 7 6 5

Paul

TAB
4 4 4 4 4 7 4 4 4 6 4 4 4 7 6 5

Santiago

56

TAB 3 3 3 5 6 5 4 5 6 5 4

Liam

TAB 3 3 3 5 6 5 4 5 6 5 4

Paul

TAB 3 3 3 3 3 6 3 3 3 5 3 3 9 9 6 6

57

TAB 3 3 3 5 6 5 4 5 6 5 4

TAB 3 3 3 5 6 5 4 5 6 5 4

TAB 3 3 3 3 3 6 3 3 3 5 3 3 9 9 6 6

♩ = 110

Santiago

Liam

Paul

58

TAB 2/0 0 0 0 5/3 0 0 0

TAB 2/0 0 0 0 5/3 0 0 0

TAB 0 0 0 3 0 0 0

59

TAB 0 0 0 0-0-0 0-0-0 0-0-0 0-0-0 0-0-0-0

TAB 0 0 0 0-0-0 0-0-0 0-0-0 0-0-0 0-0-0-0

TAB 0 0 0 0-0-0 0-0-0 0-0-0 0-0-0 0-0-0-0

60

Santiago

Liam

Paul

60

2 5
0 3

2 5
0 3

0 3

61

61

0 0 0 0 0 0 0 0 0 0 0 0

0 0 0 0 0 0 0 0 0 0 0 0

0 0 0 0 0 0 0 0 0 0 0 0

62

Santiago

TAB 2/0 0 0 0 5/3 0 0 0

Liam

TAB 2/0 0 0 0 5/3 0 0 0

Paul

TAB 0 0 0 3 0 0 0

63

TAB 0 0 0 0 0 0 0 0 0 0 0 0

TAB 0 0 0 0 0 0 0 0 0 0 0 0

TAB 0 0 3 3 3 6 6 6 3 3 3 6 3 3 3 3

64

Santiago

TAB 2/0 0 0 0 5/3 0 0 0

Liam

TAB 2/0 0 0 0 5/3 0 0 0

Paul

TAB 0 0 0 3 0 0 0

65

TAB 0 0 0 0 0 0 0 0 0 0 0 0

TAB 0 0 0 0 0 0 0 0 0 0 0 0

TAB 0 0 3 3 3 6 6 6 3 3 3 6 3 3 3 3

Santiago

66

TAB
5 4 3 0 0 0 6 5 4 0 0 0

Liam

TAB
5 4 3 0 0 0 6 5 4 0 0 0

Paul

TAB
9 11 11 12 9 10 10 12

67

TAB
0 0 0 0 0 0 0 0 0 0 0 0 0 0 0 0

TAB
0 0 0 0 0 0 0 0 0 0 0 0 0 0 0 0

TAB
0 0 0 0 0 0 0 0 0 0 0 0 0 0 0 0

68

Santiago

TAB 5 4 3 0 0 0 6 5 4 0 0 0

Liam

TAB 5 4 3 0 0 0 6 5 4 0 0 0

Paul

TAB 9 11 11 12 9 10

69

TAB 0 0 0 0 0 0 0 0 0 0 0 0 0 0 0 0

TAB 0 0 0 0 0 0 0 0 0 0 0 0 0 0 0 0

TAB 0 0 0 0 0 0 0 0 0 0 0 0 0 0 0 0

Santiago

70

Liam

Paul

Detailed description: This system contains musical notation for three guitarists: Santiago, Liam, and Paul, covering measures 70 to 73. Santiago and Liam play identical guitar parts in the treble clef, featuring a key signature of one sharp (F#) and a 4/4 time signature. Their parts consist of a series of chords and single notes. Paul plays a bass line in the bass clef, featuring a key signature of one sharp (F#) and a 4/4 time signature. The notation includes standard musical symbols (notes, stems, beams) and guitar-specific TAB notation (numbers 0-12 on the strings).

71

Detailed description: This system contains musical notation for measures 71 to 74. It features three guitar parts (Santiago, Liam, and Paul) and their respective TAB notation. The guitar parts for Santiago and Liam are in the treble clef with a key signature of one sharp (F#). Paul's part is in the bass clef with a key signature of one sharp (F#). The notation includes standard musical symbols and guitar-specific TAB notation (numbers 0-12 on the strings).

Santiago

72

Liam

Paul

73

♩ = 115

Santiago

74

T
A
B

3 3 3 3 5 6 5 3 5 6 5 3 6 3 4 6 4 3 6 4 3 4

Liam

T
A
B

3 3 3 3 5 6 5 3 5 6 5 3 6 3 4 6 4 3 6 4 3 4

Paul

T
A
B

8 8 8 10 8 8 8 11 (11)

Santiago

75

TAB

3 3 3 5 6 5 3 5 6 5 3 6 3 4 6 4 3 6 4 3 4

Liam

TAB

3 3 3 5 6 5 3 5 6 5 3 6 3 4 6 4 3 6 4 3 4

Paul

TAB

8 8 8 10 8 8 8 10 14 (14)

Santiago

76

TAB

3 3 3 5 6 5 3 5 6 5 3 6 3 4 6 4 3 6 4 3 4

Liam

TAB

6 6 6 8 9 8 6 8 9 8 6 10 6 7 10 7 6 10 7 6 7

Paul

TAB

8 8 8 10 8 8 8 11 6 (6)

Santiago

77

TAB

3 3 3 5 6 5 3 5 6 5 3 6 3 4 6 4 3 6 4 3 4

Liam

TAB

6 6 6 8 9 8 6 8 9 8 6 10 6 7 10 7 6 10 7 6 7

Paul

TAB

8 8 8 10 10 14 8

Santiago

78

Liam

Paul

Detailed description: This system contains three sets of musical notation for measures 78-81. Each set includes a guitar staff (treble clef, key signature of one sharp, 4/4 time) and a bass staff (bass clef, key signature of one sharp, 4/4 time). The guitar staves show a melodic line with notes: G4 (sharp), A4, B4, C5 (sharp), D5, E5, F5, G5, A5, B5, C6, D6, E6, F6, G6, A6, B6, C7. The bass staves show a bass line with notes: G2, A2, B2, C3, D3, E3, F3, G3, A3, B3, C4, D4, E4, F4, G4, A4, B4, C5. TAB notation is provided below each guitar staff, showing fret numbers (4, 6, 7, 5, 6, 7, 6, 5) and picking patterns (4, 4, 4, 4, 4, 4, 4, 4).

79

Detailed description: This system contains three sets of musical notation for measures 79-82. Each set includes a guitar staff (treble clef, key signature of one sharp, 4/4 time) and a bass staff (bass clef, key signature of one sharp, 4/4 time). The guitar staves show a melodic line with notes: G4 (sharp), A4, B4, C5 (sharp), D5, E5, F5, G5, A5, B5, C6, D6, E6, F6, G6, A6, B6, C7. The bass staves show a bass line with notes: G2, A2, B2, C3, D3, E3, F3, G3, A3, B3, C4, D4, E4, F4, G4, A4, B4, C5. TAB notation is provided below each guitar staff, showing fret numbers (4, 6, 7, 5, 6, 7, 6, 5) and picking patterns (4, 4, 4, 4, 4, 4, 4, 4).

Santiago

80

5 6 5 4 5 6 5 4

3 3 3 3 3 3 3 3

Liam

5 6 5 4 5 6 5 4

3 3 3 3 3 3 3 3

Paul

3 3 3 3 3 6 3 3 3 5 3 3 9 9 6 6

81

5 6 5 4 5 6 5 4

3 3 3 3 3 3 3 3

5 6 5 4 5 6 5 4

3 3 3 3 3 3 3 3

3 3 3 3 3 6 3 3 3 5 3 3 9 9 6 6

82

Santiago

TAB 2/0 0 0 0 5/3 0 0 0

Liam

TAB 2/0 0 0 0 5/3 0 0 0

Paul

TAB 0 0 0 3 0 0 0

$\text{♩} = 110$

83

TAB 1 1 1 4/2 0 0 1 1 1 1 4/2 0 0 1

TAB 1 1 1 4/2 0 0 1 1 1 1 4/2 0 0 1

TAB 1 1 1 9 10 1 1 1 1 9 10 1

84

Santiago

TAB 1 1 1 4/3 2 0 0 1 5 4 5

Liam

TAB 1 1 1 4/3 2 0 0 1 5 4 5

Paul

TAB 1 1 1 9 10 1 5 4 5

85

TAB 1 1 1 4/3 2 0 0 1 1 1 1 4/3 2 0 0 1

TAB 1 1 1 4/3 2 0 0 1 1 1 1 4/3 2 0 0 1

TAB 1 1 1 9 10 1 1 1 1 9 10 1

86

Santiago

TAB 1 1 1 2 4 3 0 0 1 5 4 5

Liam

TAB 1 1 1 2 4 3 0 0 1 5 4 5

Paul

TAB 1 1 1 9 10 1 5 4 5

87

P.M.-----| P.M.-----| P.M.-----|

TAB 1-1-1-1-1-1-2 4 3 0 1-1-1-1-1-1-1-1-1-1-2 4 3 0 1-1-1-1

P.M.-----| P.M.-----| P.M.-----|

TAB 1-1-1-1-1-1-2 4 3 0 1-1-1-1-1-1-1-1-1-1-2 4 3 0 1-1-1-1

TAB 4 4 4 5 4 4 5

Santiago

88

P.M.-----|

P.M.-----|

TAB

1 1 1 1 1 1 2 4 3 2 0 1 1 1 1 5 5 5 5 5 5 4 4 4 4 4 4 5 5 5 5

Liam

P.M.-----|

P.M.-----|

TAB

1 1 1 1 1 1 2 4 3 2 0 1 1 1 1 8 8 8 8 8 8 8 7 7 7 7 7 8 8 8 8

Paul

TAB

4 4 4 5 12 11 12

89

P.M.-----|

P.M.-----|

P.M.-----|

TAB

1 1 1 1 1 1 2 4 3 2 0 1 1 1 1 1 1 1 1 1 1 2 4 3 2 0 1 1 1 1

Liam

P.M.-----|

P.M.-----|

P.M.-----|

TAB

1 1 1 1 1 1 2 4 3 2 0 1 1 1 1 1 1 1 1 1 1 2 4 3 2 0 1 1 1 1

Paul

TAB

4 4 4 5 4 5

90

Santiago

P.M.-----|

P.M.-----|

TAB

1 1 1 1 1 1 2 4 3 0 1 1 1 1 5 5 5 5 5 5 4 4 4 4 4 4 5 5 5 5

Liam

P.M.-----|

P.M.-----|

TAB

1 1 1 1 1 1 2 4 3 0 1 1 1 1 8 8 8 8 8 8 7 7 7 7 7 7 8 8 8 8

Paul

TAB

4 4 4 5 12 11 12

91

TAB

2 0 5 3 0 2 3 5 7 7 7 10 10 10 9 9 9 5 5 5 12 12 12 12 5 5 5 8 8 8 7 7 7 3 3 3 10 10 10 10

TAB

2 0 5 3 0 2 3 5 7 7 7 10 10 10 9 9 9 5 5 5 12 12 12 12 5 5 5 8 8 8 7 7 7 3 3 3 10 10 10 10

TAB

0 5 3 0 2 3 5 8 8 8 8 8 8 8 8 8 7 7 7 7 7 7 7 7

93

Santiago

Liam

Paul

2 0 5 3 0 2 3 5

2 0 5 3 0 2 3 5

0 5 3 0 2 3 5

94

7 7 7 10 10 10 9 9 9 5 5 5 4 4 4 4

5 5 5 8 8 8 7 7 7 3 3 3 2 2 2 2

7 7 7 10 10 10 9 9 9 5 5 5 4 4 4 4

5 5 5 8 8 8 7 7 7 3 3 3 2 2 2 2

8 8 8 8 8 8 8 8 8 7 7 7 10 10 10 10

95

Santiago

TAB 2 0 5 3 0 2 3 5

Liam

TAB 2 0 8 7 0 5 7 8

Paul

TAB 7 7 8 5 7 8 7 8 3 5 7 5 3

96

TAB 7 7 7 10 10 10 9 9 9 5 5 5 12 12 12 12

TAB 5 5 5 8 8 8 7 7 7 3 3 3 10 10 10 10

TAB 7 7 7 7 7 7 5 5 5 2 2 2 5 5 5 5

TAB 5 5 5 5 5 5 3 3 3 0 0 0 3 3 3 3

TAB 8 8 8 8 8 8 8 8 8 7 7 7 7 7 7 7

97

Santiago

TAB 2 0 5 3 0 2 3 5

Liam

TAB 2 0 8 7 0 5 7 8

Paul

TAB 7 7 8 5 7 8 7 8 3 5 7 5 3 7 5 3

98

TAB 7 7 7 10 10 10 9 9 9 5 5 5 4
5 5 5 8 8 8 7 7 7 3 3 3 2

TAB 7 7 7 7 7 7 5 5 5 2 2 2 5
5 5 5 5 5 5 3 3 3 0 0 0 3

TAB 8 8 8 8 8 8 8 8 8 7 7 7 7 7 7 7

99

Santiago

TAB 0 0 0 5 0 0 5 0 0 0 0 3 0 0 3 0

Liam

TAB 0 0 0 5 0 0 5 0 0 0 0 3 0 0 3 0

Paul

TAB 0 0 0 10 0 0 13 0 0 0 0 8 0 0 12 0

100

TAB 3 5 2 3 3 5 5 7 7 8 5 7

TAB 3 5 2 3 3 5 5 7 7 8 5 7

TAB 5 3 5 10 8 7

101

Santiago

Liam

Paul

TAB

0 0 0 5 0 0 5 0 0 0 0 3 0 0 3 0

3 2 3 5 7 8-5

TAB

0 0 0 5 0 0 5 0 0 0 0 3 0 0 3 0

3 2 3 5 7 8-5

TAB

0 0 0 10 0 0 13 0 0 0 0 8 0 0 12 0

5 3 5 10 8 7

103

TAB

0 0 0 5 0 0 5 0 0 0 0 3 0 0 3 0

3 2 3 5 7 8-5

TAB

0 0 0 8 0 0 8 0 0 0 0 7 0 0 7 0

3 2 3 5 7 8-5

TAB

0 0 0 10 0 0 13 0 0 0 0 8 0 0 12 0

5 3 5 10 8 7

105

Santiago

TAB

0 0 0 5 0 0 5 0 0 0 0 3 0 0 3 0

Liam

TAB

0 0 0 8 0 0 8 0 0 0 0 7 0 0 7 0

Paul

TAB

0 0 0 10 0 0 13 0 0 0 0 8 0 0 12 0

106

TAB

3 2 3 5 7 7 5

5 3 5 7 8 7

TAB

3 2 3 5 7 7 5

5 3 5 7 8 7

TAB

5 3 5 10 8 7

♩ = 110

Santiago

TAB
1 1 1 4 3 2 0 0 1 1 1 1 4 3 2 0 0 1

Liam

TAB
1 1 1 4 3 2 0 0 1 1 1 1 4 3 2 0 0 1

Paul

TAB
1 1 1 9 10 1 1 1 1 9 10 1

108

TAB
1 1 1 4 3 2 0 0 1 5 4 5

TAB
1 1 1 4 3 2 0 0 1 5 4 5

TAB
1 1 1 9 10 1 5 4 5

109

Santiago

Liam

Paul

1 1 1 4 3 2 0 0 1 1 1 1 4 3 2 0 0 1

1 1 1 9 10 1 1 1 1 9 10 1

110

1 1 1 4 3 2 0 0 1 5 4 5

1 1 1 9 10 1 5 4 5

111

Santiago

TAB 4 3 2 1-1-1-1-1-1-2 0 1-1-1-1-1-1-1-1-1-1-2 0 1-1-1-1

Liam

TAB 4 3 2 1-1-1-1-1-1-2 0 1-1-1-1-1-1-1-1-1-1-2 0 1-1-1-1

Paul

TAB 4 4 4 5 4 4 4 5

112

TAB 4 3 2 1-1-1-1-1-1-2 0 1-1-1-1-5-5-5-5-5-5-4-4-4-4-4-4-5-5-5-5

TAB 4 3 2 1-1-1-1-1-1-2 0 1-1-1-1-8-8-8-8-8-8-7-7-7-7-7-7-8-8-8-8

TAB 4 4 4 5 12 11 12

113

Santiago

TAB 4 3 2 1-1-1-1-1-1-2 0 1-1-1-1-1-1-1-1-1-1-2 0 1-1-1-1

Liam

TAB 4 3 2 1-1-1-1-1-1-2 0 1-1-1-1-1-1-1-1-1-1-2 0 1-1-1-1

Paul

TAB 4 4 4 5 4 4 4 5

114

TAB 4 3 2 1-1-1-1-1-1-2 0 1-1-1-1-5-5-5-5-5-5-4-4-4-4-4-4-5-5-5-5

TAB 4 3 2 1-1-1-1-1-1-2 0 1-1-1-1-8-8-8-8-8-8-7-7-7-7-7-7-8-8-8-8

TAB 4 4 4 5 12 11 12

Lead

Santiago

Liam

Paul

Santiago

Liam

Paul

Santiago

117

TAB 17 17 17 20 19 17 20 18 17 19 17 19 17 16

Liam

TAB 2 5 3 0 2 3 5

Paul

TAB 0 5 3 0 2 3 5

118

TAB 17 16 17 19 17 18

TAB 7 7 7 10 10 10 9 9 9 5 5 5 4 4 4 4

TAB 5 5 5 8 8 8 7 7 7 3 3 3 2 2 2 2

Santiago

119

TAB: 8 5 7 8 7 5 8 6 5 8 6 5 10 7 8 10 8 7 10 8 7 10 8 7

Liam

TAB: 2 0 5 3 0 2 3 5

Paul

TAB: 0 5 3 0 2 3 5

120

TAB: 8 5 6 8 6 5 7 4 5 7 5 4 5 2 4 5 4 2 4 1 2 4 2 1

TAB: 7 7 7 10 10 10 9 9 9 5 5 5 12 12 12 12
5 5 5 8 8 8 7 7 7 3 3 3 10 10 10 10

TAB: 5 5 5 8 8 8 7 7 7 3 3 3 10 10 10 10

Santiago

121

TAB

0 10

Liam

TAB

2 0 5 3 0 2 3 5

Paul

TAB

0 5 3 0 2 3 5

122

Santiago

TAB 5 7 5 7 $\frac{1}{2}$ 7 7 $\frac{1}{2}$ 7 7 $\frac{1}{2}$ 7 7

Liam

TAB 7 7 7 10 10 10 9 9 9 5 5 5 4

5 5 5 8 8 8 7 7 7 3 3 3 2

Paul

TAB 5 5 5 8 8 8 7 7 7 3 3 3 2

123

Santiago

TAB

0 0 0 5 0 0 5 0 0 0 0 3 0 0 3 0

Liam

TAB

0 0 0 5 0 0 5 0 0 0 0 3 0 0 3 0

Paul

TAB

0 0 0 5 0 0 8 0 0 0 0 3 0 0 7 0

124

TAB

3 2 3 5 7 8 5

5 3 5 7 8 7

TAB

3 2 3 5 7 8 5

5 3 5 7 8 7

TAB

5 3 5 10 8 7

125

Santiago

TAB

0 0 0 5 0 0 5 0 0 0 0 3 0 0 3 0

Liam

TAB

0 0 0 5 0 0 5 0 0 0 0 3 0 0 3 0

Paul

TAB

0 0 0 5 0 0 8 0 0 0 0 3 0 0 7 0

126

TAB

3 2 3 5 7 8 5

TAB

3 2 3 5 7 8 5

TAB

5 3 5 10 8 7

127

Santiago

TAB

0 0 0 5 0 0 5 0 0 0 0 3 0 0 3 0

Liam

TAB

0 0 0 8 0 0 8 0 0 0 0 7 0 0 7 0

Paul

TAB

0 0 0 5 0 0 8 0 0 0 0 3 0 0 7 0

128

TAB

3 2 3 5 7 8 5

3 2 3 5 7 8 5

TAB

5 3 5 10 8 7

129

Santiago

TAB 0 0 0 5 0 0 5 0 0 0 0 3 0 0 3 0

Liam

TAB 0 0 0 8 0 0 8 0 0 0 0 7 0 0 7 0

Paul

TAB 0 0 0 5 0 0 8 0 0 0 0 3 0 0 7 0

130

TAB 3 5 2 3 3 5 5 7 7 8 5 7

TAB 3 5 2 3 3 5 5 7 7 8 5 7

TAB 5 3 5 10 8 7

Clean

$\text{♩} = 120$

Santiago

131

let ring-----

T
A
B

5 3 5 5 3 5 3 5 5 3

Liam

Clean

let ring-----

T
A
B

5 3 5 6 5 3 5 3 5 6 5 3


Paul

T
A
B

7

Santiago

132




let ring-----|

T
A
B

3 2 3 0 3 2 3 0 3 2

Detailed description: This section contains the musical notation for Santiago. It features a treble clef with a key signature of one sharp (F#). The notation consists of four measures, each containing a triplet of eighth notes. The notes in the triplet are G4, A4, and B4. Below the staff is a dashed line with the instruction 'let ring' and a bar line at the end. Underneath this is a three-line TAB system with fret numbers: 3, 2, 3, 0, 3, 2, 3, 0, 3, 2.

Liam




let ring-----|

T
A
B

3 2 3 3 3 2 3 2 3 3 2

Detailed description: This section contains the musical notation for Liam. It features a treble clef with a key signature of one sharp (F#). The notation consists of four measures. The first measure has a triplet of eighth notes (G4, A4, B4). The second measure has a triplet of eighth notes (A4, G4, F#4). The third measure has a triplet of eighth notes (G4, A4, B4). The fourth measure has a triplet of eighth notes (A4, G4, F#4). Below the staff is a dashed line with the instruction 'let ring' and a bar line at the end. Underneath this is a three-line TAB system with fret numbers: 3, 2, 3, 3, 3, 2, 3, 2, 3, 3, 2.

Paul



T
A
B

Detailed description: This section contains the musical notation for Paul. It features a bass clef with a key signature of one sharp (F#). The notation consists of two measures. The first measure contains a whole note G2. The second measure contains a whole note F#2. Below the staff is a three-line TAB system with no fret numbers.

133

Santiago

let ring-----

TAB 8 7 5 3 5 7 8 7 5 7 5 6

Liam

let ring-----

TAB 5 3 2 0 2 3 5 3 2 3 5 7

Paul

TAB

Detailed description: The score is for three guitarists. Santiago's part (top) is in treble clef with a key signature of one sharp (F#). It features four measures of music, each starting with a triplet of eighth notes. The notes are G4, A4, B4 in the first measure; A4, B4, C5 in the second; B4, A4, G4 in the third; and F#4, G4, A4 in the fourth. A 'let ring' instruction spans the first three measures. The TAB below shows fret numbers: 8, 7, 5, 3, 5, 7, 8, 7, 5, 7, 5, 6. Liam's part (middle) is also in treble clef with one sharp. It has four measures, each starting with a triplet of eighth notes. The notes are G4, A4, B4 in the first; A4, B4, C5 in the second; B4, A4, G4 in the third; and F#4, G4, A4 in the fourth. A 'let ring' instruction spans the first three measures. The TAB below shows fret numbers: 5, 3, 2, 0, 2, 3, 5, 3, 2, 3, 5, 7. Paul's part (bottom) is in bass clef with one sharp. It shows a single bass note on the 7th fret in the first measure, followed by a rest, and another note on the 7th fret in the fourth measure. The TAB below is empty.

134

Santiago

TAB

Liam

let ring

TAB

Paul

TAB

Santiago

Liam

Paul

135

The score is for three guitarists: Santiago, Liam, and Paul. Each part consists of a standard musical staff and a guitar tablature (TAB) staff. The key signature is one sharp (F#).

Santiago: The musical staff shows a melodic line with four measures. The first measure has a triplet of eighth notes (F#, G, A). The second measure has a triplet of eighth notes (B, A, G). The third measure has a triplet of eighth notes (F#, G, A). The fourth measure has a triplet of eighth notes (B, A, G). The TAB staff shows the corresponding fret numbers: 5-3-5, 5-3-5, 5-3-5, 5-3. A dashed line with the text "let ring" spans the second and third measures.

Liam: The musical staff shows a melodic line with four measures. The first measure has a triplet of eighth notes (F#, G, A). The second measure has a triplet of eighth notes (B, A, G). The third measure has a triplet of eighth notes (F#, G, A). The fourth measure has a triplet of eighth notes (B, A, G). The TAB staff shows the corresponding fret numbers: 5-3-5, 6-5-3, 5-3-5, 6-5-3. A dashed line with the text "let ring" spans the second and third measures.

Paul: The musical staff shows a simple bass line with four measures. The first measure has a quarter note (F#). The second measure has a quarter rest. The third measure has a quarter note (B). The fourth measure has a quarter note (F#). The TAB staff is empty.

Santiago

136

let ring

T
A
B

Liam

let ring

T
A
B

Paul

T
A
B

137

Santiago

let ring-----

TAB 8 7 5 3 5 3 5 5 3 (3) 5

Liam

let ring-----

TAB 5 3 2 0 2 3 5 3 2 3 5 7

Paul

TAB

138

Santiago

T
A
B

6 5 3 3 5 6

Liam

let ring-----

T
A
B

8 7 5 3 5 7 5 3 2 0 2 3

Paul

T
A
B

7 5

139

Santiago

let ring-----

TAB 5 3 5 6 5 3 5 3 5 6 5 3

Liam

let ring-----

TAB 5 3 5 6 5 3 5 3 5 6 5 3

Paul

TAB 5 7 8 5

Santiago

140

let ring

TAB

3	2	3	2	3	2	2
3		3		3		3

Liam

let ring

TAB

3	2	3	2	3	2	2
3		3		3		3

Paul

TAB

3	5	7	3
---	---	---	---

141

Santiago

let ring-----

TAB 5 3 2 0 2 3 5 3 2 3 5 7

Liam

let ring-----

TAB 5 3 2 0 2 3 5 3 2 3 5 7

Paul

TAB 5 1

142

Santiago

let ring-----

T
A
B 8 7 5 3 5 7 5 3 2 0 2 3

Liam

let ring-----

T
A
B 8 7 5 3 5 7 5 3 2 0 2 3

Paul

T
A
B 8 8

Detailed description of the musical score: The score is for three guitarists. Santiago and Liam play the same melodic line in treble clef with a key signature of one sharp (F#). The line consists of four measures, each containing a triplet of eighth notes. The notes are: G4 (natural), A4 (natural), B4 (natural) in the first measure; A4 (natural), B4 (natural), C5 (natural) in the second; B4 (natural), C5 (natural), B4 (natural) in the third; and A4 (natural), G4 (natural), F#4 (natural) in the fourth. A 'let ring' instruction is written below the first measure of each part. Below the treble clef staves are guitar tablature staves for each player. Santiago and Liam's tabs are identical, showing fret numbers 8, 7, 5, 3, 5, 7, 5, 3, 2, 0, 2, 3. Paul's part is in bass clef with a key signature of one sharp. It consists of two measures, each with a single octave note (G2) on the 8th fret. Below Paul's bass staff is a guitar tablature staff with fret numbers 8 and 8.

143

Santiago

let ring-----

TAB 5 3 5 6 5 3 5 3 5 6 5 3

Liam

let ring-----

TAB 5 3 5 3 5 3 5 3 5 3

Paul

TAB 5 7 8 5

Santiago

144

let ring-

TAB

Liam

let ring-

TAB

Paul

TAB

145

Santiago

let ring-----

TAB 5 3 2 0 2 3 5 3 2 3 5 7

Liam

let ring-----

TAB 8 7 5 3 5 7 8 7 5 7 8 10

Paul

TAB 5 1

146

Santiago

let ring - - - - -

T
A
B 8 7 5 3 5 7 5 3 2 0 2 3

Liam

let ring - - - - -

T
A
B 12 10 9 7 8 10 8 7 5 3 5 7

Paul

T
A
B 8 7

147

Santiago

TAB 7 8 5 6 6 5

Liam

let ring-----|

TAB 5 3 5 6 9 5 7 8 5 8 7 5

Paul

TAB 5 7 8 7 5 7 8 7

148

Santiago

TAB
7 5 7 5 6 5 6 5 7 5

Liam

let ring ----- | *let ring* ----- |

TAB
3 2 3 3 7 3 5 7 3 7 5 3

Paul

TAB
3 5 7 5 3 5 7 5

149

Santiago

TAB

7 7 7 2 2 5 2

Liam

let ring-----

TAB

5 2 3 3 0 2 5 5 3 7 3 5

Paul

TAB

5 3 5 7

150

Santiago

TAB 5 5 5 2 2 7 2

Liam

let ring-----

TAB 8 5 7 7 3 5 5 2 3 3 0 2

Paul

TAB 8 7 5 3

151

Santiago

T
A
B

Liam

let ring-----|

let ring-----|

T
A
B

Paul

T
A
B

152

Santiago

TAB

7 6 5 3 5 3 1 3 1 5 5 7 7 7 2 2 5 2

Liam

let ring ----- | *let ring* ----- |

TAB

3 2 3 7 3 5 7 3 7 5 3 2 3 0 2 5 3 3 5

Paul

TAB

3 5 7 5 3 5 7 5 5 3 5 7

154

Santiago

TAB
5 5 5 2 2 7 2

Liam

let ring-----

TAB
8 5 7 7 3 5 5 2 3 3 0 2

Paul

TAB
8 7 5 3

155

Santiago

TAB
7 8 5 6 6 5

Liam

let ring-----| *let ring*-----|

TAB
5 3 5 6 9 5 7 8 5 8 7 5

Paul

TAB
5 7 8 7 5 7 8 7

156

Santiago

TAB
7 5 7 5 6 5 6 5 7 5

Liam

let ring ----- |

TAB
3 2 3 3 7 3 5 7 3 7 5 3

Paul

TAB
3 5 7 5 3 5 7 5

157

Santiago

TAB 7 7 7 2 2 5 2

Liam

let ring-----

TAB 5 2 3 3 0 2 5 5 3 7 3 5

Paul

TAB 5 3 5 7

158

Santiago

TAB
5 5 5 2 2 7 2

Liam

let ring

TAB
8 5 7 7 3 5 5 2 3 3 0 2

Paul

TAB
8 7 5 3

159

Santiago

TAB 7 8 5 6 6 5

Liam

let ring-----| let ring-----|

TAB 5 3 5 6 9 5 7 8 5 8 7 5

Paul

TAB 5 7 8 7 5 7 8 7

160

Santiago

TAB

8 8 5 8 6 5 6

7 7 5 7 5 5 5

Liam

let ring

let ring

TAB

3 2 3 3 7 3 5 7 3 7 5 3

Paul

TAB

3 5 7 5 3 5 7 5

161

Santiago

TAB 7 7 7 2 2 5 2

Liam

let ring-----

TAB 5 2 3 3 0 2 5 5 3 7 3 5

Paul

TAB 5 3 5 7

162

Santiago

TAB 5 5 5 2 2 7 2

Liam

let ring-----

TAB 8 5 7 7 3 5 5 2 3 3 0 2

Paul

TAB 8 7 5 3

Santiago

163

T
A
B

Liam

let ring-----

T
A
B

Paul

T
A
B

Santiago

165

TAB

Liam

let ring-----|

TAB

Paul

TAB

Santiago

167

Musical notation for Santiago in treble clef, starting at measure 167. The melody consists of eighth notes with triplets. The TAB below shows the fret numbers: 13-10-11-10, 11-13-15-12-13-12, 17-13-15-14, 15-13-15.

Liam

Musical notation for Liam in treble clef. The melody consists of eighth notes with triplets. The TAB below shows the fret numbers: 5-3-5-6-5-3-5-6-5-3, 3-2-2-3-2-2, 3-3-3-3-3-3.

let ring--

Paul

Musical notation for Paul in bass clef. The melody consists of eighth notes with triplets. The TAB below shows the fret numbers: 5-7-8-7-5, 7-8-7, 3-5-7-5-3, 5-7-5.

169

Santiago

TAB

13-15-13-12-13-12-10-12-10-8-10-8

10-11-12-10-9-10-8-10-12-9-12

Liam

let ring

TAB

5-3-2-0-2-3-5-7

8-7-5-3-5-7-5-3-2-0-2-3

Paul

TAB

5-3-5-7

8-7-5-3

Santiago

171

let ring - - - - -

T		3	0	3	3	0	3
A	12	3	2	2	3	2	2
B		3		3		3	

Liam

let ring - - - - -

T		3	3	3	3	3	3
A		5	3	5	3	5	3
B	5	3	5	3	5	3	5

Paul

T		7	8	5	3	5	7
A	5				3		
B							

173

Santiago

let ring-----

TAB 5 3 2 0 2 3 5 3 2 3 5 7

Liam

let ring-----

TAB 8 7 5 3 5 7 8 7 5 7 8 10

Paul

TAB 5 3 5 3 2 3 5 3 5 7 5 7

174

Santiago

let ring - - - - -

T
A
B 8 7 5 3 5 7 5 3 2 0 2 3

Liam

let ring - - - - -

T
A
B 12 10 9 7 8 10 8 7 5 3 5 7

Paul

T
A
B 8 7 8 7 5 7 5 3 5 3 2 3

Santiago

175

let ring-----|

T	5	3	5	6	5	3	5	3	5	6	5	3	3	3	3	3	3
A																	
B	5	3	5	3	5	3	5	3	5	3	5	3	3	2	2	3	2

Liam

let ring-----|

T	5	3	5	6	5	3	5	3	5	6	5	3	3	3	3	3	3
A																	
B	5	3	5	3	5	3	5	3	5	3	5	3	3	2	2	3	2

Paul

T																	
A																	
B	5		7	8	5		3		5		7		3				

177

Santiago

let ring-----

TAB 5 3 2 0 2 3 5 3 2 3 5 7

Liam

let ring-----

TAB 5 3 2 0 2 3 5 3 2 3 5 7

Paul

TAB 5 3 5 3 2 3 5 3 5 7 5 7

178

Santiago

let ring-----

TAB 8 7 5 3 5 7 5 3 2 0 2 3

Liam

let ring-----

TAB 8 7 5 3 5 7 5 3 2 0 2 3

Paul

TAB 8 7 8 7 5 7 5 3 5 3 2 3

Santiago

179

Musical notation for Santiago in treble clef, showing a sequence of eighth notes with triplets. The key signature has one sharp (F#) and the time signature is 4/4. The notation consists of two measures of music, each containing four eighth notes. The first two notes of each measure are beamed together and marked with a '3' and a bracket, indicating a triplet. The last two notes are also beamed together and marked with a '3' and a bracket, indicating another triplet.

let ring-----

TAB

TAB notation for Santiago, showing fret numbers for strings 1-6. The notation is arranged in two systems, each with two measures. The first system shows fret numbers 5, 3, 5, 6, 5, 3, 5, 3, 5, 6, 5, 3. The second system shows fret numbers 3, 2, 3, 3, 3, 3, 3, 2, 2, 3, 2, 2.

Liam

Musical notation for Liam in treble clef, showing a sequence of eighth notes with triplets. The key signature has one sharp (F#) and the time signature is 4/4. The notation consists of two measures of music, each containing four eighth notes. The first two notes of each measure are beamed together and marked with a '3' and a bracket, indicating a triplet. The last two notes are also beamed together and marked with a '3' and a bracket, indicating another triplet.

let ring-----

TAB

TAB notation for Liam, showing fret numbers for strings 1-6. The notation is arranged in two systems, each with two measures. The first system shows fret numbers 5, 3, 5, 3, 5, 3, 5, 3, 5, 3, 5, 3. The second system shows fret numbers 3, 2, 3, 0, 3, 3, 0, 3, 2, 2, 3, 2.

Paul

Musical notation for Paul in bass clef, showing a sequence of eighth notes with triplets. The key signature has one sharp (F#) and the time signature is 4/4. The notation consists of two measures of music, each containing four eighth notes. The first two notes of each measure are beamed together and marked with a '3' and a bracket, indicating a triplet. The last two notes are also beamed together and marked with a '3' and a bracket, indicating another triplet.

TAB

TAB notation for Paul, showing fret numbers for strings 1-6. The notation is arranged in two systems, each with two measures. The first system shows fret numbers 5, 7, 8, 5. The second system shows fret numbers 3, 5, 7, 3.

181

Santiago

let ring-----

TAB 5 3 2 0 2 3 5 3 2 3 5 7

Liam

let ring-----

TAB 8 7 5 3 5 7 8 7 5 7 8 10

Paul

TAB 5 3 5 3 2 3 5 3 5 7 5 7

182

Santiago

let ring - - - - -

TAB 8 7 5 3 5 7 5 3 2 0 2 3

Liam

let ring - - - - -

TAB 12 10 9 7 8 10 8 7 5 3 5 7

Paul

TAB 8 7 8 7 5 7 5 3 5 3 2 3

♩ = 100

Santiago

183

let ring-----|

TAB

2 3 2 3

Liam

let ring-----|

TAB

2 3 2 0

Paul

TAB

2

184

let ring-----|

TAB

1 0 0 2

let ring-----|

TAB

1 0 0 3

Paul

TAB

1

185

Santiago

let ring-----

T
A
B

Liam

let ring-----

T
A
B

Paul

T
A
B

187

let ring-----

T
A
B

let ring-----

T
A
B

T
A
B

Santiago

188

let ring - - - - - |

TAB 3 3 2 5 5 4 <5> <5>

Liam

let ring - - - - - |

TAB 3 3 2 5 5 4 <5> <5>

Paul

TAB

189

let ring - - - - - |

TAB 3 2 0 3 3 3 | 5 4 0 5 5 5

let ring - - - - - | let ring - - - - - |

TAB 3 2 1 3 0 3 | 5 4 3 5 5 5

Paul

TAB

Santiago

191

let ring-----1

TAB 2 2 2 1 2 2

Liam

let ring-----1

TAB 2 2 2 4 5 5

Paul

TAB

192

let ring-----1

TAB 3 3 2 5 5 4

let ring-----1

TAB 3 3 5 5 7

TAB

Santiago

193

TAB

Liam

TAB

Paul

TAB

194

TAB

TAB

TAB

195

Santiago

TAB

Liam

TAB

Paul

TAB

196

TAB

TAB

TAB

Santiago

198

TAB

5	5	5	5	5	5	5	5	5	5	5	5	5	5
0	0	0	0	0	0	0	0	0	0	0	0	0	0
4	4	4	4	4	4	4	4	4	4	4	4	4	4
5	5	5	5	5	5	5	5	5	5	5	5	5	5

Liam

TAB

8	8	8	8	8	8	8	8	8	8	8	8	8	8
10	10	10	10	10	10	10	10	10	10	10	10	10	10
11	11	11	11	11	11	11	11	11	11	11	11	11	11
0	0	0	0	0	0	0	0	0	0	0	0	0	0
9	9	9	9	9	9	9	9	9	9	9	9	9	9

Paul

TAB

5	5	9	7
---	---	---	---

199

TAB

2	2	2	2	2	1	1	1	1	1	1	2	1	1	1
2	2	2	2	2	2	2	2	2	2	2	2	2	2	2
2	2	2	2	2	2	2	2	2	2	2	2	2	2	2

TAB

7	7	7	7	7	9	9	9	9	9	7	9	7	9	9
9	9	9	9	9	9	9	9	9	9	9	9	9	9	9
10	10	10	10	10	10	10	10	10	10	10	10	10	10	10

TAB

2	2	2	2	5	3	2	5
---	---	---	---	---	---	---	---

Santiago

200

Distortion

TAB

0	0	0	0	0	5	5	5	5	5	5	5	5	5	5
2	2	2	2	2	4	4	4	4	4	4	4	4	4	4
3	3	3	3	3	5	5	5	5	5	5	5	5	5	5

Liam

Distortion

TAB

0	0	0	0	0	5	5	5	5	5	5	5	5	5	5
5	5	5	5	5	4	4	4	4	4	4	4	4	4	4
7	7	7	7	7	5	5	5	5	5	5	5	5	5	5
7	7	7	7	7	5	5	5	5	5	5	5	5	5	5

Paul

TAB

3	3	3	5	10	5	5	5	5	5	5	5	5	5
---	---	---	---	----	---	---	---	---	---	---	---	---	---

202

TAB

5	5	5	5	5	5	5	5	5	5	5	5	5	5	5
4	4	4	4	4	4	4	4	4	4	4	4	4	4	4
5	5	5	5	5	5	5	5	5	5	5	5	5	5	5

Liam

TAB

5	5	5	5	5	5	5	5	5	5	5	5	5	5	5
4	4	4	4	4	4	4	4	4	4	4	4	4	4	4
5	5	5	5	5	5	5	5	5	5	5	5	5	5	5

Paul

TAB

8	12	10	8	12	10	8	12	10	8	7	10	7	10	8	7
---	----	----	---	----	----	---	----	----	---	---	----	---	----	---	---

Santiago

203

TAB

6	6	6	6	6	6	6	6	6	6	6	6	6	6
7	7	7	7	7	7	7	7	7	7	7	7	7	7
5	5	5	5	5	5	5	5	5	5	5	5	5	5

Liam

TAB

6	6	6	6	6	6	6	6	6	6	6	6	6	6
7	7	7	7	7	7	7	7	7	7	7	7	7	7
5	5	5	5	5	5	5	5	5	5	5	5	5	5

Paul

TAB

5	5	5	5	5	5	8	8	8	8	8	8	8	8
---	---	---	---	---	---	---	---	---	---	---	---	---	---

204

TAB

10	10	10	10	10	8	8	8	8	8	8	8	8	8
10	10	10	10	10	9	9	9	9	9	9	9	9	9
7	7	7	7	7	7	7	7	7	7	7	7	7	7
8	8	8	8	8	8	8	8	8	8	8	8	8	8

TAB

10	10	10	10	10	8	8	8	8	8	8	8	8	8
10	10	10	10	10	9	9	9	9	9	9	9	9	9
7	7	7	7	7	7	7	7	7	7	7	7	7	7
8	8	8	8	8	8	8	8	8	8	8	8	8	8

TAB

12	12	12	12	12	8	5	7	8	5	7	8	5	7
----	----	----	----	----	---	---	---	---	---	---	---	---	---

Santiago

205

TAB

5 5 7 5 5 8 5 8 5 8 5 7 8 7 5

Liam

TAB

5 5 7 5 5 8 5 8 5 8 5 7 8 7 5

Paul

TAB

5 5 5 8 5 8 5 8 5 5 8 5 5 5 8

207

TAB

6 7 5 6 7 5 6 7 5 6 7 5 6 7 5 6 7 5 6 7 5 6 7 5

TAB

6 7 5 6 7 5 6 7 5 6 7 5 6 7 5 6 7 5 6 7 5 6 7 5

TAB

5 5 5 8 8 8

Santiago

208

TAB 10 10 10 10 10 8 8 8 8 8 8 8 8 9 7 5 4 5 4 5 7 5 7
 7 7 7 7 7 7 7 7 7 7 7 7 7 9 7 5 4 5 4 5 7 5 7
 8 8 8 8 8 8 8 8 8 8 8 8 8 8 9 7 5 4 5 4 5 7 5 7

Liam

TAB 10 10 10 10 10 8 8 8 8 8 8 8 8 9 7 5 4 5 4 5 7 5 7
 7 7 7 7 7 7 7 7 7 7 7 7 7 9 7 5 4 5 4 5 7 5 7
 8 8 8 8 8 8 8 8 8 8 8 8 8 8 9 7 5 4 5 4 5 7 5 7

Paul

TAB 12 12 12 12 12 8 5 7 7 8 7 5 3 5

210

TAB 9 7 5 4 5 4 5 7 5 7 6
 7
 5

TAB 9 7 5 4 5 4 5 7 5 7 6
 7
 5

TAB 7 8 7 5 3 5 5 5 5 5 8 8 8

Santiago

212

TAB

10	10	10	10	10	8	8	8	8	8	8	8	8	8
10	10	10	10	10	9	9	9	9	9	9	9	9	9
7	7	7	7	7	7	7	7	7	7	7	7	7	7
8	8	8	8	8	8	8	8	8	8	8	8	8	8

Liam

TAB

10	10	10	10	10	8	8	8	8	8	8	8	8	8
10	10	10	10	10	9	9	9	9	9	9	9	9	9
7	7	7	7	7	7	7	7	7	7	7	7	7	7
8	8	8	8	8	8	8	8	8	8	8	8	8	8

Paul

TAB

12	12	12	12	12	8	5	7
----	----	----	----	----	---	---	---

213

TAB

7					5	5							
7													
5	5	5	8	5	8	5	8	5	7	8	7	5	

TAB

7					5	5							
7													
5	5	5	8	5	8	5	8	5	7	8	7	5	

TAB

5	5	5	8	5	8	8	5	8	5	5	8
---	---	---	---	---	---	---	---	---	---	---	---

Santiago

214

TAB

5 7 5 5 8 5 8 5 8 5 7 8 7 5

Liam

TAB

5 7 5 5 8 5 8 5 8 5 7 8 7 5

Paul

TAB

5 5 5 8 5 8 8 5 8 5 5 5 8

215

TAB

6 6 6 6 6 6 6 6 6 6 6 6 6 6
 7 7 7 7 7 7 7 7 7 7 7 7 7 7
 5 5 5 5 5 5 5 5 5 5 5 5 5 5

TAB

6 6 6 6 6 6 6 6 6 6 6 6 6 6
 7 7 7 7 7 7 7 7 7 7 7 7 7 7
 5 5 5 5 5 5 5 5 5 5 5 5 5 5

TAB

5 5 5 5 5 8 8 8

Santiago

216

TAB

10	10	10	10	10	8	8	8	8	8	8	8	8	8
10	10	10	10	10	9	9	9	9	9	9	9	9	9
7	7	7	7	7	8	7	7	7	7	7	7	7	7
8	8	8	8	8	8	8	8	8	8	8	8	8	8

Liam

TAB

10	10	10	10	10	8	8	8	8	8	8	8	8	8
10	10	10	10	10	9	9	9	9	9	9	9	9	9
7	7	7	7	7	7	7	7	7	7	7	7	7	7
8	8	8	8	8	8	8	8	8	8	8	8	8	8

Paul

TAB

12	12	12	12	12	8	5	7
----	----	----	----	----	---	---	---

217

TAB

9	7	5	4	5	4	5	7	5	7
---	---	---	---	---	---	---	---	---	---

TAB

12	10	9	7	9	7	9	10	9	10
----	----	---	---	---	---	---	----	---	----

TAB

7	8	7	5	3	5
---	---	---	---	---	---

218

Santiago

Liam

Paul

9 7 5 4 5 4 5 7 5 7

12 10 9 7 9 7 9 10 9 10

7 8 7 5 3 5

219

6 6-6-6-6-6 6-6-6-6-6-6-6-6 10-10-10-10-10-8 8-8-8-8-8-8-8-8

7 7-7-7-7-7 7-7-7-7-7-7-7-7 10-10-10-10-10-9 9-9-9-9-9-9-9-9

5 5-5-5-5-5 5-5-5-5-5-5-5-5 8 8-8-8-8-8-8 8-8-8-8-8-8-8-8

6 6-6-6-6-6 6-6-6-6-6-6-6-6 10-10-10-10-10-8 8-8-8-8-8-8-8-8

7 7-7-7-7-7 7-7-7-7-7-7-7-7 10-10-10-10-10-9 9-9-9-9-9-9-9-9

5 5-5-5-5-5 5-5-5-5-5-5-5-5 8 8-8-8-8-8-8 8-8-8-8-8-8-8-8

5 5 5-5-5 8 8 8 12-12-12-12-12 8 5 7

Santiago

221

TAB

5 5 5 8 5 8 5 8 5 7 8 7 5

Liam

221

TAB

5 5 5 8 5 8 5 8 5 7 8 7 5

Paul

TAB

5 5 5 8 5 8 8 5 8 5 5 5 8

222

TAB

5 5 5 8 5 8 5 8 5 7 8 7 5

Liam

222

TAB

5 5 5 8 5 8 5 8 5 7 8 7 5

Paul

TAB

5 5 5 8 5 8 8 5 8 5 5 5 8

Santiago

223

TAB

6	6	6	6	6	6	6	6	6	6	6	6	6	6
7	7	7	7	7	7	7	7	7	7	7	7	7	7
5	5	5	5	5	5	5	5	5	5	5	5	5	5

Liam

TAB

6	6	6	6	6	6	6	6	6	6	6	6	6	6
7	7	7	7	7	7	7	7	7	7	7	7	7	7
5	5	5	5	5	5	5	5	5	5	5	5	5	5

Paul

TAB

5	5	5	5	5	5	5	5	5	5	5	5	5	5
---	---	---	---	---	---	---	---	---	---	---	---	---	---

224

TAB

10	10	10	10	10	8	8	8	8	8	8	8	8	8
10	10	10	10	10	9	9	9	9	9	9	9	9	9
7	7	7	7	7	7	7	7	7	7	7	7	7	7
8	8	8	8	8	8	8	8	8	8	8	8	8	8

TAB

10	10	10	10	10	8	8	8	8	8	8	8	8	8
10	10	10	10	10	9	9	9	9	9	9	9	9	9
7	7	7	7	7	7	7	7	7	7	7	7	7	7
8	8	8	8	8	8	8	8	8	8	8	8	8	8

TAB

12	12	12	12	12	12	12	12	12	12	12	12	12	12
----	----	----	----	----	----	----	----	----	----	----	----	----	----

Santiago

225

Liam

TAB: 9 7 5 4 5 4 5 7 5 7

TAB: 7 8 7 5 3 5

Detailed description: This system contains the musical notation for measures 225 and 226 for two guitarists, Santiago and Liam. Each guitarist has a standard six-string guitar staff in treble clef with a key signature of one sharp (F#). Below each staff is a guitar TAB. Santiago's TAB for measure 225 is 9 7 5 4 5 4 5 7 5 7. Liam's TAB for measure 225 is 9 7 5 4 5 4 5 7 5 7. The bass line, shared by both, is written in a bass clef with a key signature of one sharp. Its TAB for measure 225 is 7 8 7 5 3 5. Measures 226 repeat the same musical notation as measures 225.

226

TAB: 9 7 5 4 5 4 5 7 5 7

TAB: 7 8 7 5 3 5

Detailed description: This system contains the musical notation for measures 226 and 227 for two guitarists, Santiago and Liam. Each guitarist has a standard six-string guitar staff in treble clef with a key signature of one sharp (F#). Below each staff is a guitar TAB. Santiago's TAB for measure 226 is 9 7 5 4 5 4 5 7 5 7. Liam's TAB for measure 226 is 9 7 5 4 5 4 5 7 5 7. The bass line, shared by both, is written in a bass clef with a key signature of one sharp. Its TAB for measure 226 is 7 8 7 5 3 5. Measures 227 repeat the same musical notation as measures 226.

Santiago

227

TAB

6	6	6	6	6	6	6	6	6	6	6	6	6	6
7	7	7	7	7	7	7	7	7	7	7	7	7	7
5	5	5	5	5	5	5	5	5	5	5	5	5	5

Liam

TAB

6	6	6	6	6	6	6	6	6	6	6	6	6	6
7	7	7	7	7	7	7	7	7	7	7	7	7	7
5	5	5	5	5	5	5	5	5	5	5	5	5	5

Paul

TAB

5	5	5	5	5	5	8	8	8
---	---	---	---	---	---	---	---	---

228

TAB

10	10	10	10	10	8	8	8	8	8	8	8	8	8
10	10	10	10	10	9	9	9	9	9	9	9	9	9
7	7	7	7	7	7	7	7	7	7	7	7	7	7
8	8	8	8	8	8	8	8	8	8	8	8	8	8

TAB

10	10	10	10	10	8	8	8	8	8	8	8	8	8
10	10	10	10	10	9	9	9	9	9	9	9	9	9
7	7	7	7	7	7	7	7	7	7	7	7	7	7
8	8	8	8	8	8	8	8	8	8	8	8	8	8

TAB

12	12	12	12	12	12	8	5	7
----	----	----	----	----	----	---	---	---

Santiago

231

T	6	6	6	6	6	6	6	6	6	6	6	6	6	6
A	7	7	7	7	7	7	7	7	7	7	7	7	7	7
B	5	5	5	5	5	5	5	5	5	5	5	5	5	5

Liam

T	6	6	6	6	6	6	6	6	6	6	6	6	6	6
A	7	7	7	7	7	7	7	7	7	7	7	7	7	7
B	5	5	5	5	5	5	5	5	5	5	5	5	5	5

Paul

T	5	5	5	5	5	8	8	8	8	8	8	8	8	8
A														
B														

232

T	10	10	10	10	10	8	8	8	8	8	8	8	8	8
A	10	10	10	10	10	9	9	9	9	9	9	9	9	9
B	7	7	7	7	7	7	7	7	7	7	7	7	7	7
B	8	8	8	8	8	8	8	8	8	8	8	8	8	8

T	10	10	10	10	10	8	8	8	8	8	8	8	8	8
A	10	10	10	10	10	9	9	9	9	9	9	9	9	9
B	7	7	7	7	7	7	7	7	7	7	7	7	7	7
B	8	8	8	8	8	8	8	8	8	8	8	8	8	8

T	12	12	12	12	12	8	5	7	8	8	8	8	8	8
A														
B														

Santiago

233

Liam

Paul

234

Santiago

235

TAB

6	6	6	6	6	6	6	6	6	6	6	6	6	6
7	7	7	7	7	7	7	7	7	7	7	7	7	7
5	5	5	5	5	5	5	5	5	5	5	5	5	5

Liam

TAB

6	6	6	6	6	6	6	6	6	6	6	6	6	6
7	7	7	7	7	7	7	7	7	7	7	7	7	7
5	5	5	5	5	5	5	5	5	5	5	5	5	5

Paul

TAB

5	5	5	5	5	8	8	8
---	---	---	---	---	---	---	---

236

TAB

10	10	10	10	10	8	8	8	8	8	8	8	8	8
10	10	10	10	10	9	9	9	9	9	9	9	9	9
7	7	7	7	7	7	7	7	7	7	7	7	7	7
8	8	8	8	8	8	8	8	8	8	8	8	8	8

TAB

10	10	10	10	10	8	8	8	8	8	8	8	8	8
10	10	10	10	10	9	9	9	9	9	9	9	9	9
7	7	7	7	7	7	7	7	7	7	7	7	7	7
8	8	8	8	8	8	8	8	8	8	8	8	8	8

TAB

12	12	12	12	12	8	5	7
----	----	----	----	----	---	---	---

Clean

rall. ----- $\text{♩} = 39$

Santiago

Liam

Paul